

CH 11



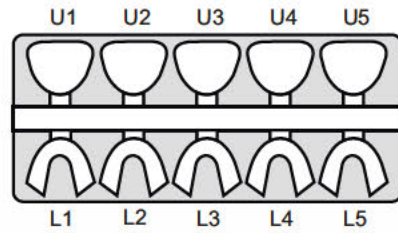
Impression Trays
Abdrucklöffler
Portamoldes
Porte-empreintes
Porta-impronte



Stainless Steel



Stainless steel "Solid" impression trays with retention rim.



set
10

Set of 10 pieces.
11-2003

For Upper Jaw



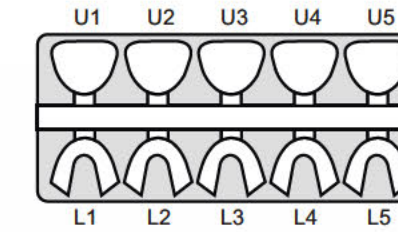
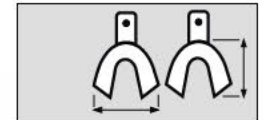
			mm.	mm.
11-2051- U1	XL		81	63
11-2052- U2	L		74	60
11-2053- U3	M		71	55
11-2054- U4	NM		67	53
11-2055- U5	S		65	51

For Lower Jaw



			mm.	mm.
11-2061- L1	XL		80	63
11-2062- L2	L		78	59
11-2063- L3	M		76	57
11-2064- L4	NM		72	57
11-2065- L5	S		69	50

Stainless steel "Perforated" impression trays with retention rim.



set
10

Set of 10 pieces.
11-2103

For Upper Jaw



			mm.	mm.
11-2151- U1	XL		81	63
11-2152- U2	L		74	60
11-2153- U3	M		71	55
11-2154- U4	NM		67	53
11-2155- U5	S		65	51

For Lower Jaw

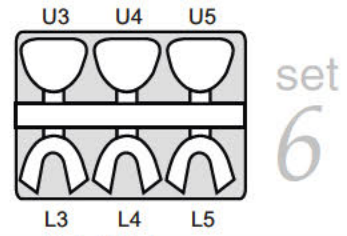


			mm.	mm.
11-2161- L1	XL		80	63
11-2162- L2	L		78	59
11-2163- L3	M		76	57
11-2164- L4	NM		72	57
11-2165- L5	S		69	50

Stainless Steel

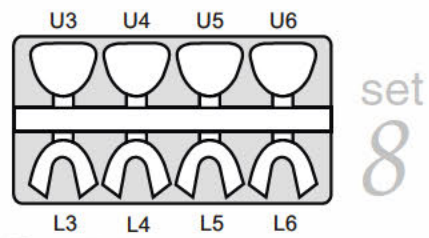
INOX
18/08

Stainless steel "Solid" impression trays with retention rim.



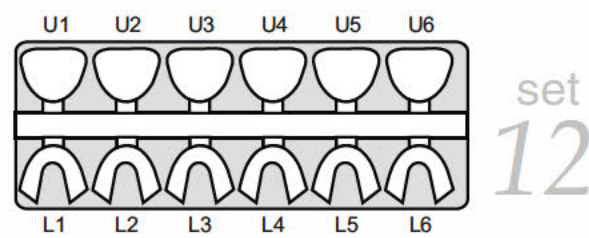
set
6

Set of 6 pieces.
11-2301



set
8


Set of 8 pieces.
11-2302



set
12

Set of 12 pieces.
11-2304

For Upper Jaw



For Lower Jaw



			mm.	mm.
11-2311- U1	XXS	61	47	
11-2312- U2	XS	64	51	
11-2313- U3	S	66	53	
11-2314- U4	M	69	57	
11-2315- U5	L	71	60	
11-2316- U6	XL	73	62	

			mm.	mm.
11-2331- L1	XXS	55	47	
11-2332- L2	XS	60	49	
11-2333- L3	S	72	54	
11-2334- L4	M	74	57	
11-2335- L5	L	76	59	
11-2336- L6	XL	78	61	

Partial impression trays for crown and bridge work.



11-2361- U1P

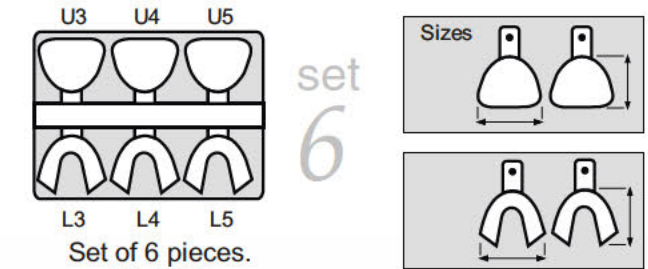
11-2362- L1P



11-2342- L2D
11-2344- L4D
11-2346- L6D

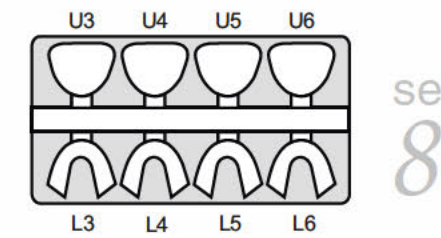
11-2352- L2S
11-2354- L4S
11-2356- L6S

Stainless steel "Perforated" impression trays with retention rim.



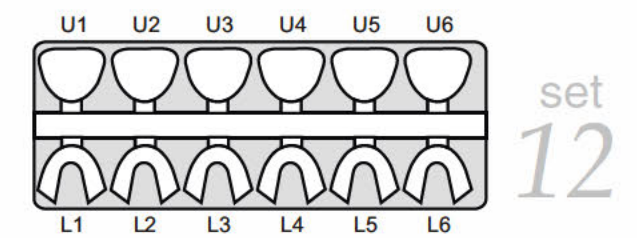
set
6

Set of 6 pieces.
11-2401



set
8


Set of 8 pieces.
11-2402



set
12

Set of 12 pieces.
11-2404

For Upper Jaw




For Lower Jaw



			mm.	mm.
11-2411- U1	XXS	61	47	
11-2412- U2	XS	64	51	
11-2413- U3	S	66	53	
11-2414- U4	M	69	57	
11-2415- U5	L	71	60	
11-2416- U6	XL	73	62	

			mm.	mm.
11-2431- L1	XXS	55	47	
11-2432- L2	XS	60	49	
11-2433- L3	S	72	54	
11-2434- L4	M	74	57	
11-2435- L5	L	76	59	
11-2436- L6	XL	78	61	

Partial impression trays for crown and bridge work.



11-2461- U1P

11-2462- L1P

11-2442- L2D
11-2444- L4D
11-2446- L6D

11-2452- L2S
11-2454- L4S
11-2456- L6S

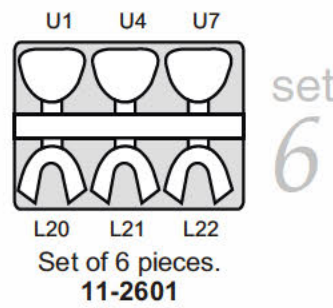
Stainless Steel

INOX
18/08

Anteriorly depressed with retention rim.
 Stainless Steel "Solid"

"Solid" stainless steel

For Upper Jaw



			mm.	mm.
11-2611- U1	L		81	67
11-2614- U4	M		71	64
11-2617- U7	S		70	57

For Lower Jaw

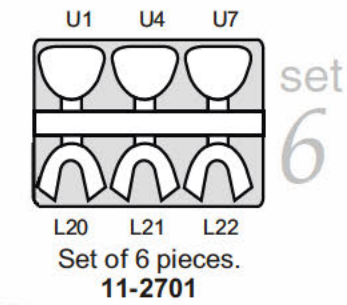



			mm.	mm.
11-2631- L20	L		81	60
11-2634- L21	M		79	57
11-2637- L22	S		76	54

Anteriorly depressed with retention rim.
 Stainless steel "Perforated"

"Perforated" stainless steel

For Upper Jaw



			mm.	mm.
11-2711- U1	L		81	67
11-2714- U4	M		71	64
11-2717- U7	S		70	57

For Lower Jaw



			mm.	mm.
11-2731- L20	L		81	60
11-2734- L21	M		79	57
11-2737- L22	S		76	54

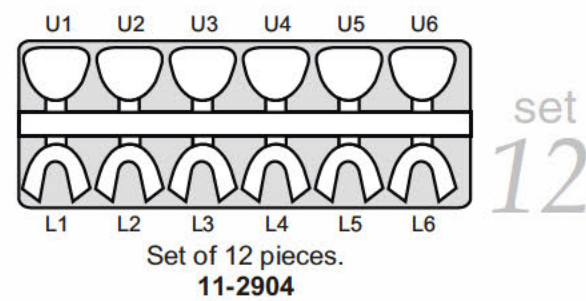
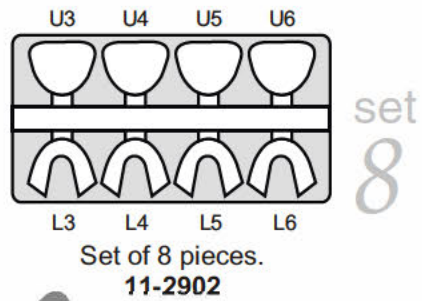
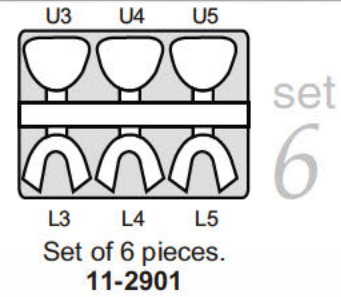
Impression Trays
Abdrucklöffler
Portamoldes
Porte-empreintes
Porta-impronte

Impression Trays
Abdrucklöffler
Portamoldes
Porte-empreintes
Porta-impronte

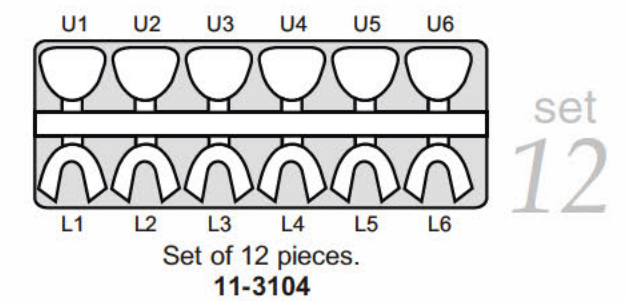
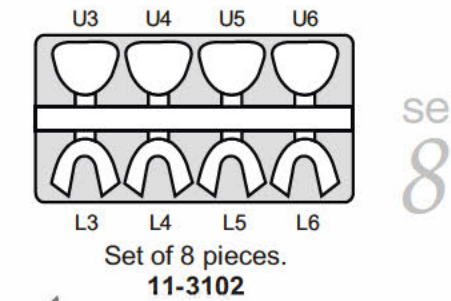
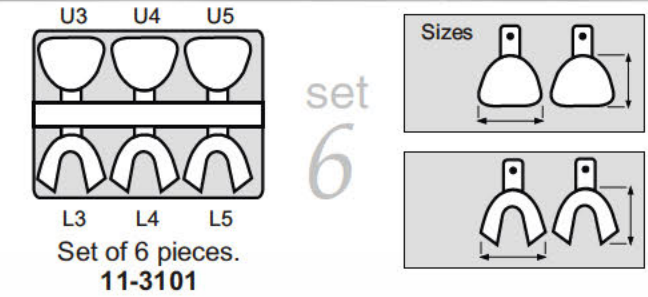
Stainless Steel

INOX
18/08

Stainless steel "Solid" impression trays without retention rim.




Stainless steel "Perforated" impression trays without retention rim.




For Upper Jaw

For Lower Jaw



For Upper Jaw

For Lower Jaw



		mm.	mm.
11-2911- U1	XXS	61	47
11-2912- U2	XS	64	51
11-2913- U3	S	66	53
11-2914- U4	M	69	57
11-2915- U5	L	71	60
11-2916- U6	XL	73	62

		mm.	mm.
11-2931- L1	XXS	55	47
11-2932- L2	XS	60	49
11-2933- L3	S	72	54
11-2934- L4	M	74	57
11-2935- L5	L	76	59
11-2936- L6	XL	78	61

		mm.	mm.
11-3111- U1	XXS	61	47
11-3112- U2	XS	64	51
11-3113- U3	S	66	53
11-3114- U4	M	69	57
11-3115- U5	L	71	60
11-3116- U6	XL	73	62

		mm.	mm.
11-3131- L1	XXS	55	47
11-3132- L2	XS	60	49
11-3133- L3	S	72	54
11-3134- L4	M	74	57
11-3135- L5	L	76	59
11-3136- L6	XL	78	61

Partial impression trays for crown and bridge work.



11-2942- L2D
11-2944- L4D
11-2946- L6D



11-2952- L2S
11-2954- L4S
11-2956- L6S

Partial impression trays for crown and bridge work.

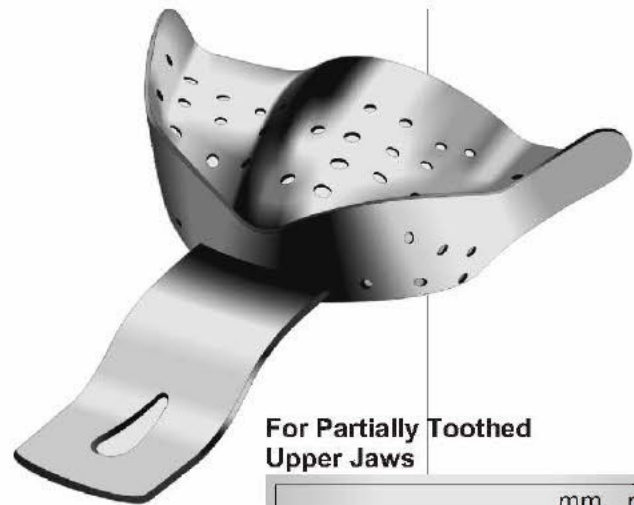
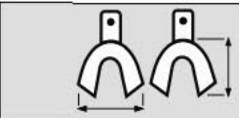
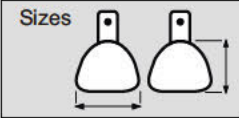


11-3142- L2D
11-3144- L4D
11-3146- L6D



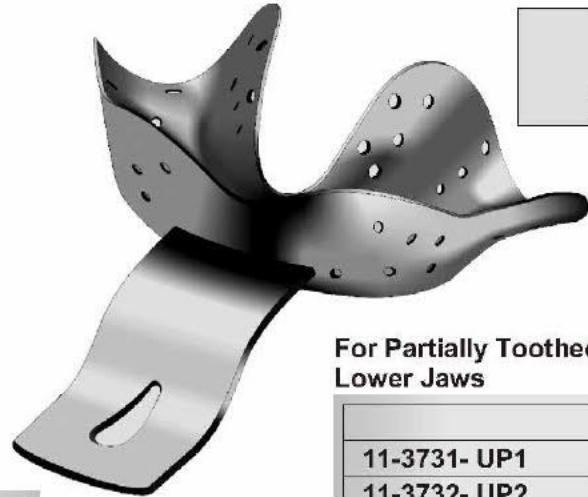
11-3152- L2S
11-3154- L4S
11-3156- L6S

EHRICKE Stainless steel impression trays.




For Partially Toothed Upper Jaws

	mm.	mm.
11-3711- OP1	62	50
11-3712- OP2	70	56




For Partially Toothed Lower Jaws

	mm.	mm.
11-3731- UP1	70	55
11-3732- UP2	78	59



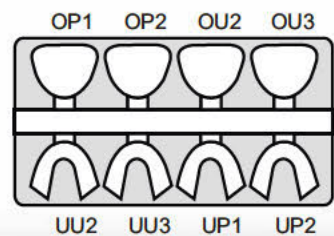
For Edentulous Upper Jaw

	mm.	mm.
11-3811- OU1	64	46
11-3814- OU2	68	53
11-3817- OU3	79	61



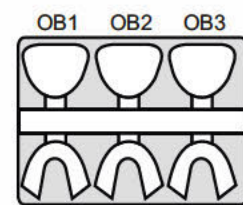
For Edentulous Lower Jaw

	mm.	mm.
11-3831- UU1	70	48
11-3834- UU2	70	53
11-3837- UU3	72	57



set
8

Set of 8 pieces.
11-3702



set
6

Set of 6 pieces.
11-3801